



ACHIEVEMENT ASSEMBLY!

Friday 8th May 2020



**Andy Goldsworthy-inspired earth sculpture
by Keira, Minnows Class**

GOOD AFTERNOON EVERYONE!




*Welcome to our first
'Celebration E-Assembly!'*

*We are really missing you all, and wanted
to create this assembly each week to
show off all your fantastic home learning!*

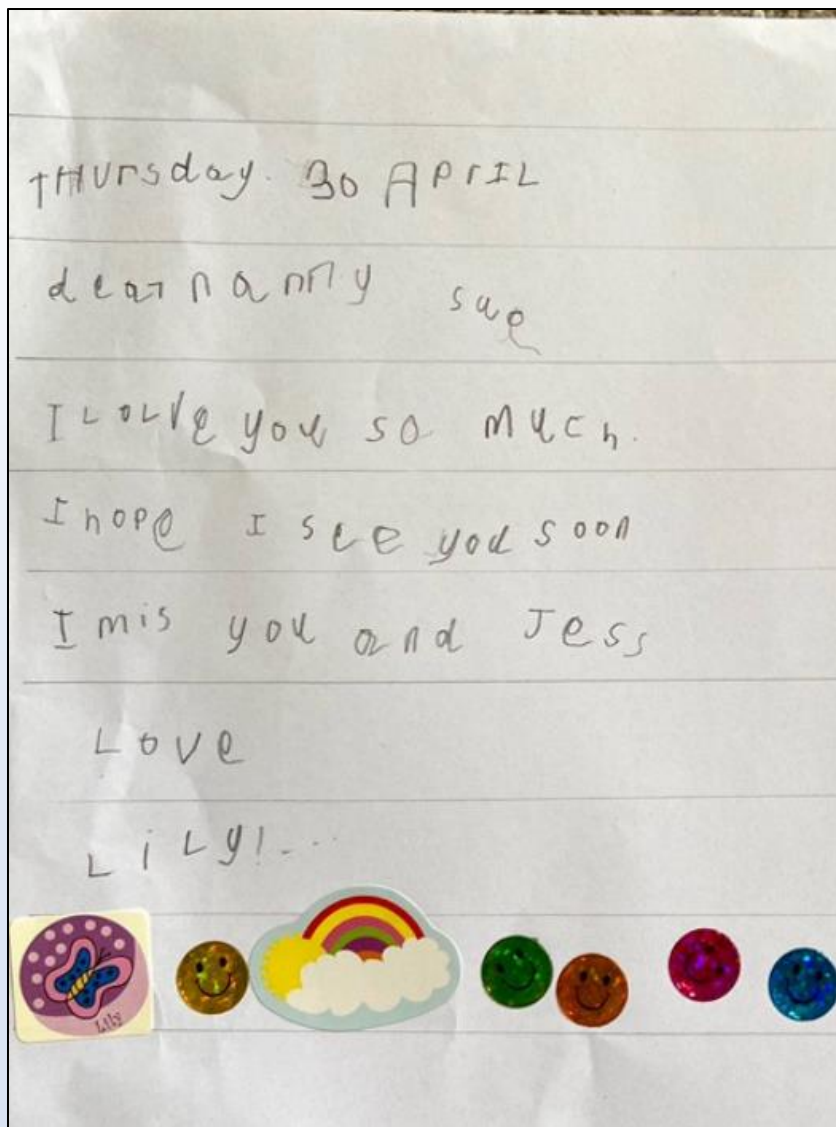
*As I can't be with you in person, this
slightly disturbing-looking head will guide
you through some of your amazing
achievements this week!*

DUCKLINGS HOME LEARNING!



I have been so impressed with all of the superb Ducklings learning on Tapestry. Here are some examples of you all having fun at home! Keep it up, Ducklings.

AMAZING DIARY ENTRY!



A special mention to Lily, who has been keeping up with her diary. I was really impressed with this lovely entry, although it made me feel a bit emotional! Well done to all of the children who are writing their diaries – we are looking forward to reading them!

ANDY GOLDSWORTHY ART



Well done Keira for creating this fantastic earth sculpture! I really like how you have arranged the different coloured rocks to show shading.

Minnows have been looking at the art of British sculptor Andy Goldsworthy.

He makes sculptures using natural materials, in natural settings. This is called 'earth art.'

MINNOW'S JOURNEYS



Minnows have also been thinking about some of the journeys that they take in their lives.

Elora and Henry have put these fantastic pictures together of their journeys!

Really great effort Elora and Henry! Lovely pictures – well done! I wonder who lives in those upside down houses? Perhaps their furniture is on the ceiling? Going to the toilet would be tricky...

ROMAN SHIELDS!



Frogs Class are learning about the Romans. The children have been creating Roman shields.



*Well done to
Brewstius
Maximus and
Chloeus Aurelius
for your fantastic
shields! I
wouldn't mess
with either of
you!*

ARCIMBOLDO ART!



*Super stuff
Amelia. You have
created an
imaginative
artwork and also
achieved your
five-a-day!*

Giuseppe Arcimboldo was an Italian painter, best-known for creating paintings using fruit and vegetables. Amelia in Frogs has used some fruit at home to make her own Arcimboldo-style piece.

KINGFISHERS LEARNING

FIRE!!!

I LOVE FIRE! I love the toasty warmth that it gives and how you can cook on it but last night something happened.....

My house burnt down. Fire burnt it down. Although I loved watching the flames walk and dance, in the end it did enough damage. The fire brigade did come but a little too late. Our house had already burnt to smithereens. The crackling fire destroyed things I have had since I was a baby. Our windows were smashed and our door was burnt down.

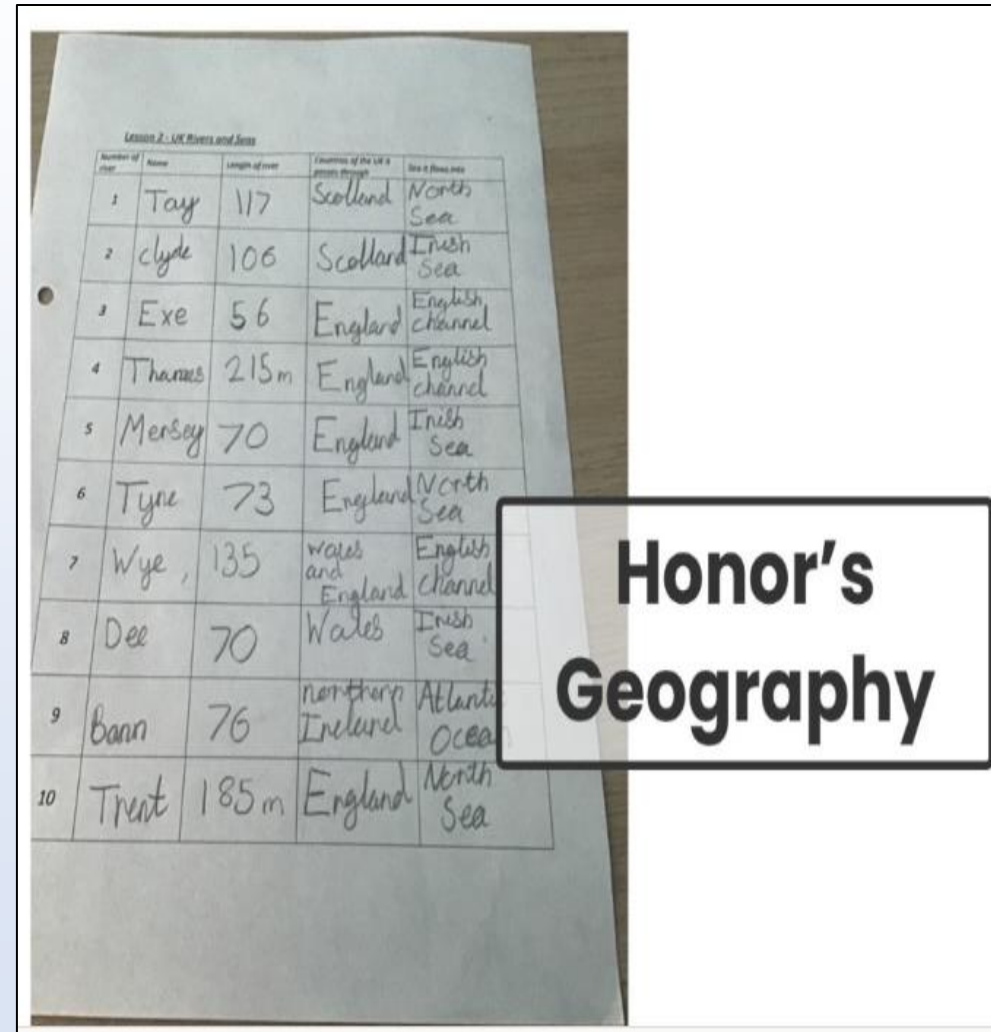
What will we do now?



Over in Kingfishers Class, Edward has written this descriptive piece about a fire!




Well done to Edward and Honor for all of your home-learning efforts! Mr Brown is really impressed with how much you have both been contributing to the class SeeSaw page.



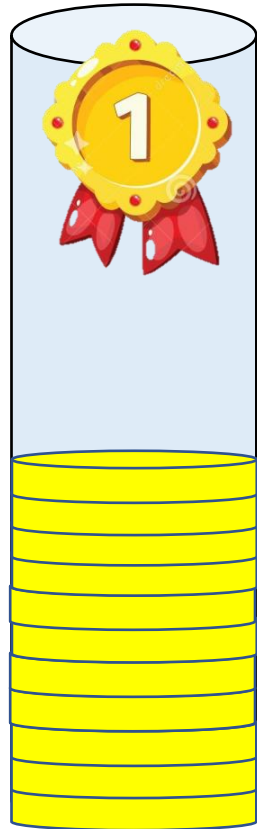
**Honor's
Geography**

HOUSE POINTS!


MATTHEW




MARK



LUKE



JOHN



SO FAR THIS TERM...

MATTHEW

3

MARK

4

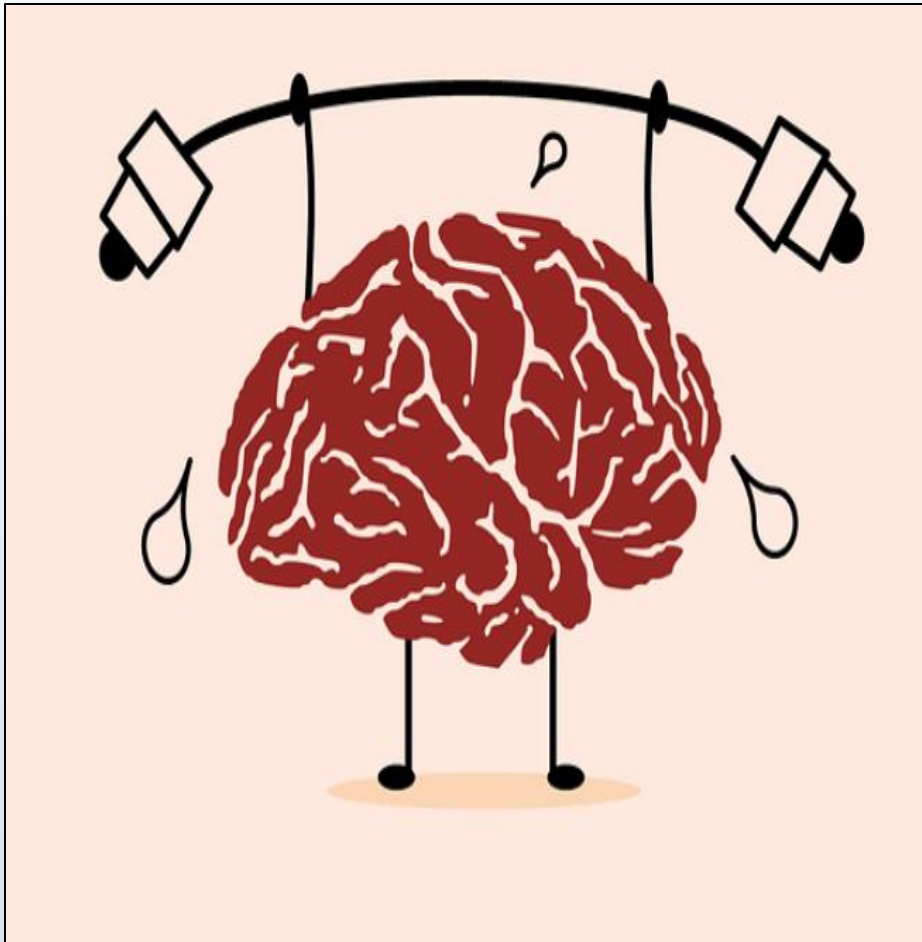
LUKE

2

JOHN

1

WELLBEING THOUGHT FOR THE WEEK



Whilst we are not at school, make sure that you still do some exercise every day. It releases endorphins, which are chemicals in your body that make you feel happy and energised.

Weekly challenge! Can you:

- Hop around your garden 5 times?*
- Do 5 push ups and 5 sit ups?*
- Do 25 star jumps?*





HAVE A NICE WEEKEND!