



ACHIEVEMENT ASSEMBLY

Friday 28th March 2025



TAG RUGBY HEROES!

- Well done to our Y3-4 tag rugby team who played in the county finals at Harlow rugby club this week.
- They did amazingly well and won 4 out of their 6 matches (against much bigger schools!)
- They came 6th out of 20. This is an incredible achievement considering all of the teams there had been in the top 3 of their boroughs!
- This means that out of all of the primary schools in Essex, Debden had the 6th best team!



MATHS CHAMP!

- Well done lestyn for 'Going Green' on TT Rockstars!
- This means that lestyn can recall all of his timetables (including division) in under 4 seconds per question!



BEHAVIOUR HERO OF THE WEEK!

- Led by our student council behaviour ambassadors:
Alice and Rocco!
- One behaviour superstar is chosen each week by the learning support assistants/ midday supervisors.
- This might be someone who:
 - Does something really kind or helpful;
 - Is always extremely polite and respectful;
 - Shows excellent learning behaviours;
 - Goes out of their way to help someone else.




And the winner is...

GEORGIA!

CONGRATULATIONS!



LET'S HEAR FROM
THE...



Reaching **GOLD!**

Alicia

Eryn

Livy

James

And the winner is...

ALICIA!

CONGRATULATIONS!









And the winner is...

JAMES!

CONGRATULATIONS!



NOW LET'S HEAR
FROM THE...



Minnows performed fantastically at the Dance Festival. They gave a very enthusiastic and energetic performance and were also a respectful audience for the other schools that performed. Well done, Minnows!



In class, Minnows have been working on their Design Technology project about mechanisms. As part of the research phase, they looked at examples of sliders in moving picture books designed for toddlers. Then they had a go at creating some prototypes.



Osian

Toni

Ivy

Bertie

Georgia

Harrison

Poppy

Henry

Tiffany

Betty

Zac

Alba

Emilia

And the winner is...

ALBA!

CONGRATULATIONS!



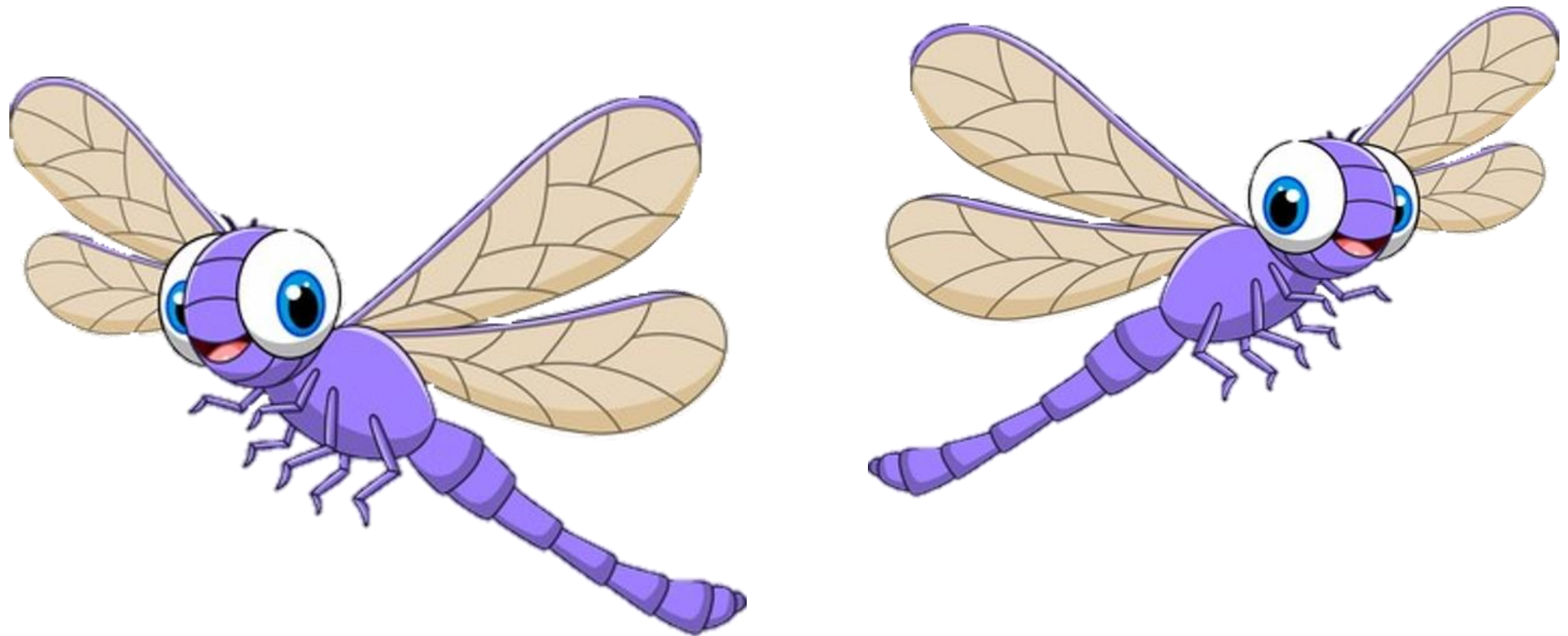
And the winner is...

LUNA!

CONGRATULATIONS!



**LET'S HEAR FROM
THE...**



Step 1 – Research



Step 2 – Design

MY DESIGN

Equipment
 fat scissors, glue, needle, thread, sewing pins

Topic: make a hat with the words written on the quilt and medieval people who can't read

The scene will show: a scene in the castle or battlements

My Bayeux Tapestry section design

Templates
 What templates will I need to make?
 Arrows x 3
 horses x 2
 knights x 4
 shields x 4
 sword x 1
 castle x 1
 grass x 1
 moat x 1
 windows x 4
 door x 1

Joining Method:
 I will stick the castle and a horse on the moat and arrows. I will stick the knights.

Andrew

MY DESIGN

Equipment
 felt, sequins, ribbon, pen, stick, finger, glue

Design Specification
 Aim of the Project: To delight and make part of the Bayeux Tapestry.
 Topic: Medieval knights, king, and medieval people who can't read.

The scene will show: William knight is being in and on the moat and who can't read king.

My Bayeux Tapestry section design

Templates
 What templates will I need to make?
 crown
 knights x 2
 horses x 2
 castle
 shields x 2
 sword x 2
 grass

Joining Method:
 I will stick the crown because it is shiny. I will glue the sword and shield because it is a real sword and so shiny. I will stick the grass.

Jasper



Step 4 – Fabric

Step 5 – Join!



We used:
stitching
pinning
gluing
stapling
taping

The finished product – our own Bayeux Tapestries!



Reaching **GOLD!**



Andrew

Jesse

Luca

And the winner is...

APRIL!

CONGRATULATIONS!



And the winner is...

JASPER!

CONGRATULATIONS!



WHAT HAVE THE



BEEN UP TO?

| Design Specification | MY DESIGN | | Equipment |
|---|--|----------|--|
| Aim of the Project To make a bag using Sustainable fabrics | Product: Tote bag Purpose: Shopping bag Decorative feature: Name and patterns | | What materials will I use? T-shirts, Felt, Cotton, Needle, Thread, Scissors |
| Target Market children | | | |
| | | | |
| My labelled design | | | |
| FRONT | | BACK | |

Esme H

Erin


| Design Specification | MY DESIGN | | Equipment |
|--|---|----------|---|
| Aim of the Project The aim is to make a strong Sustainable fabric | Product: To make a tote bag Purpose: To hold things like when shopping Decorative feature: Smiley face | | What materials will I use? a tissue and thread |
| Target Market Children | | | |
| | | | |
| My labelled design | | | |
| FRONT | | BACK | |



Running stitch




back stitch



Running
stitch





Reaching **GOLD!**

Claude

Eli

lestyn


And the winner is...

OSCAR!

CONGRATULATIONS!



WHAT HAVE THE



BEEN UP TO?

Newts' DT... Sewing pencil cases



Reaching **GOLD!**

Lilly

Teddy

Isaac

And the winner is...

HARPER!

CONGRATULATIONS!



And the winner is...


HARRY!

CONGRATULATIONS!



LET'S HEAR FROM...









Reaching **GOLD!**

Peyton

Poppy

Anabelle

Rocco

Devin

Lacey

Gladys

And the winner is...

PEYTON!

CONGRATULATIONS!



SCORES ON THE DOORS!

MATTHEW

MARK

LUKE

JOHN





SCHOOL PRAYER



Dear God,

Thank you for our school community,

For our friends and family

And those who help us to Nurture, Progress and Excel.

Bless our school.

Help us all to follow your ways,

Be kind to others and to always do our best,

So that we may have life in all its fullness.

Amen





HAVE A GREAT WEEKEND!

